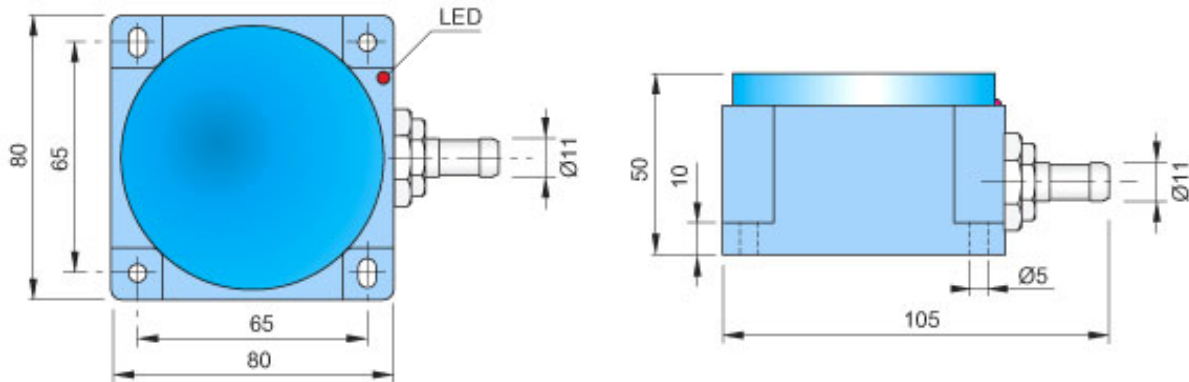


Part number: **SIP000319** Model: **SIQ80-AE50 NO LC5**



Dimension in mm

1. TECHNICAL CHARACTERISTICS



Electrical data

Power supply type:		Alternating current
Working voltage:	[V]	20 ÷ 250
Protection class:		III

Outputs

Function:		NO
Max voltage drop:	[V]	< 6
Max output current:	[mA]	300
Minimum output current:	[mA]	5
Max peak current:	[A]	1.5
Residual current:	[mA]	< 1
Max switching frequency:	[Hz]	12

Detection zone

Switching distance-Sn:	[mm]	10 ÷ 60 (adjustable)
------------------------	------	----------------------

Accuracy and Deviations

Correction factor:		Stainless steel: 0.9 - Brass: 0.5 - Aluminium: 0.4 - Copper: 0.4
Hysteresis:	[%Sr]	< 10 with Sn=50mm
Repeatability:	[%Sn]	< 3

Environmental conditions

Temperature limits:	[°C]	-25/+70
IP rating:		IP65-IP66-IP67

Display and control elements

Display:		Output switching status - 1 x LED: Yellow
----------	--	---

Mechanical data

Housing:		Parallelepiped
Dimensions:	[mm]	80 x 80 x 50
Materials:		Housing: PC blue - Sensing area: PC blue
Mounting:		Not embeddable
Weight:	[g]	550

Electrical connection

Cable:		5 m - PVC/PVC - 2 x 0.50 mm ²
--------	--	--

Compliance to Standards / Directives

Directives compliance:		2014/30/EU -Electromagnetic compatibility directive (EMC) 2014/35/UE -Low voltage directive (LVD)
Standards compliance:		EN60947-5-2 - Product standard

2. NORME DI INSTALLAZIONE

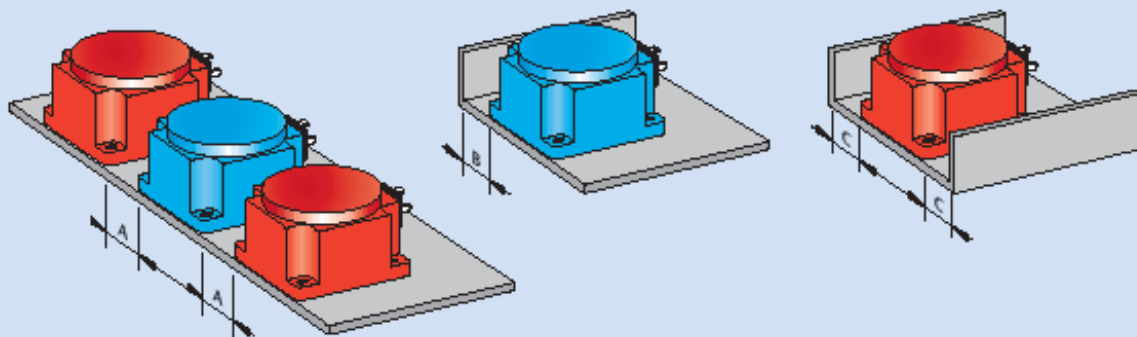
WIRING DIAGRAM

2 WIRES CABLE + EARTH



INSTRUCTIONS FOR CORRECT INSTALLATION

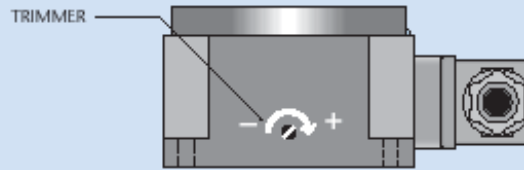
INSTRUCTIONS FOR CORRECT INSTALLATION



Dimensions mm	A	B	C
SIQ 80	≥450	≥45	≥70

N.B.: A-B-C ratings are referred to $S_n = 35$ mm. To adjust less or more sensitivity they either must be decreased or increased.

Titolo img 1

SENSITIVITY ADJUSTMENT

This sensor is supplied with a trimmer for the sensitivity adjustment. The sensitivity increases when the trimmer is rotated in the clockwise direction and decreases in the anti-clockwise direction. Avoid using for a capacity greater than 60 mm referred to a square piece of (FE 37) steel of 1 mm thickness the side of which is equal to 100 mm. When setting the sensor keep in consideration all other metallic objects nearby, in fact setting is suggested to be made when the sensor is installed in the normal working conditions. The sensor is supplied already pre-set to 50 mm sensitivity.