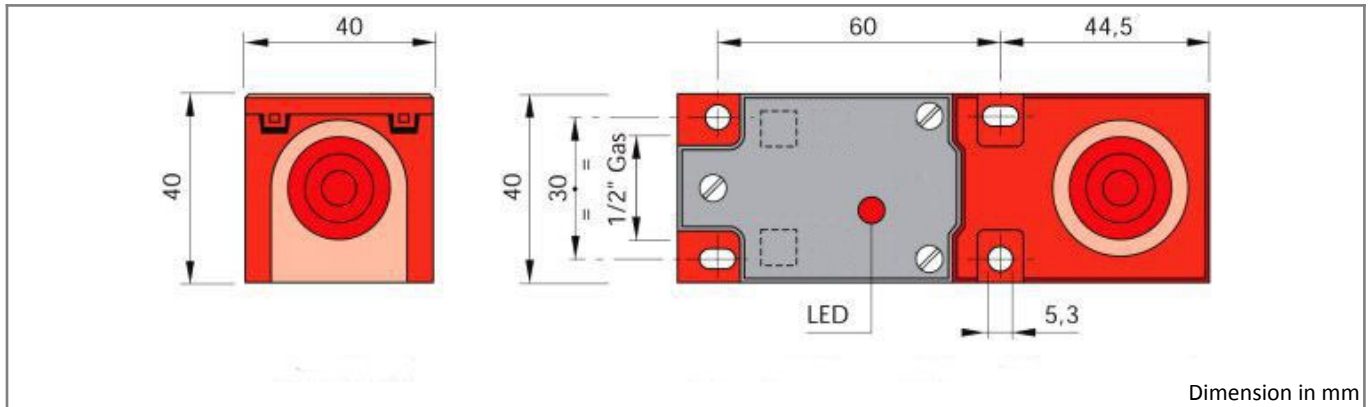


Part number: **SIP000451** Model: **SIP40-B15 NO/NC**



## 1. TECHNICAL CHARACTERISTICS



Electrical data		
Power supply type:		Direct current
Working voltage:	[V]	10 ÷ 55
Protection class:		III
Reverse polarity protection:		Presente
Outputs		
Function:		NO/NC selezionabile con cambio polarità
Max voltage drop:	[V]	< 6.5
Max output current:	[mA]	?100
Minimum output current:	[mA]	?1.5
Residual current:	[mA]	< 0.6
Max switching frequency:	[Hz]	300
Short circuit protection:		Present
Overload protection:		Present
Detection zone		
Switching distance-Sn:	[mm]	15
Real sensing distance-Sr:	[mm]	15 ±10%
Operative distance-So:	[mm]	0 ÷ 12.15
Accuracy and Deviations		
Correction factor:		Stainless steel: 0.9 - Brass: 0.5 - Aluminium: 0.4 - Copper: 0.4
Hysteresis:	[%Sr]	< 10
Switching point drift:	[%Sr]	-1
Repeatability:	[%Sn]	< 3
Environmental conditions		
Temperature limits:	[°C]	-25/+70
IP rating:		IP65
Display and control elements		
Display:		Output switching status - 1 x LED: Yellow

### Mechanical data

Housing:		Parallelepiped
Dimensions:	[mm]	40 x 40 x 114
Materials:		Housing: Red Polycarbonate
Mounting:		Embeddable
Weight:	[g]	200

### Electrical connection

Terminal block:		2-pole terminal block
-----------------	--	-----------------------


### Compliance to Standards / Directives

Directives compliance:		2014/30/EU -Electromagnetic compatibility directive (EMC)
Standards compliance:		EN60947-5-2 - Product standard

## 2. NORME DI INSTALLAZIONE

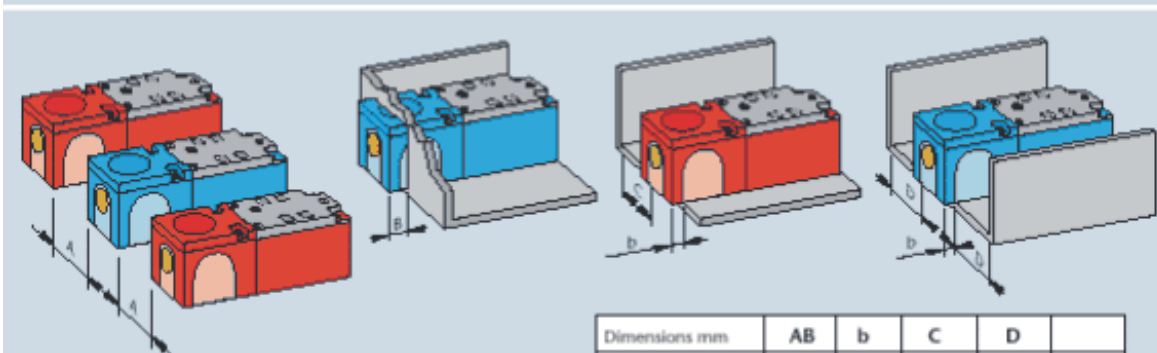
### WIRING DIAGRAM

#### CONNECTION WITH TERMINAL BLOCK



### INSTRUCTIONS FOR CORRECT INSTALLATION

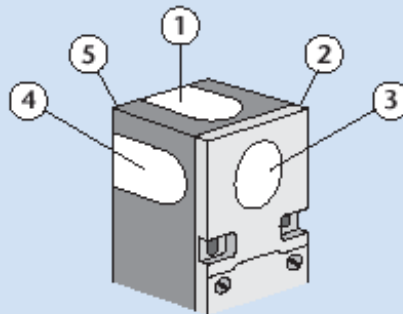
#### INSTRUCTIONS FOR CORRECT INSTALLATION



• The installation example makes reference to the areas marked yellow

Dimensions mm	AB	b	C	D	
SIP 40 ▲	≥30	≥6	≥0	≥0	≥0
SIP 40 ●	≥50	≥40	≥15	≥10	≥15

Titolo img 1

**ADJUSTABLE SENSITIVITY SIP 40**

NOTE: In the SIP 40 sensor the oscillator is contained in a module which clips into the body whose surface can then be sensitive on five different positions. The surface chosen can be identified by applying the circular adhesive label.