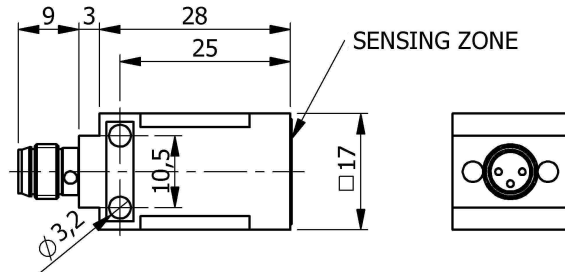


Part number: **SIP000122** Model: **SIP17-NE5 H1**



Dimension in mm

## 1. TECHNICAL CHARACTERISTICS



Electrical data	
Power supply type:	Direct current
Working voltage: [V]	5 ÷ 30
Current consumption: [mA]	On <= 1 mA - Off >= 3 mA @ 8.2V
Protection class:	III
Reverse polarity protection:	Presente
Outputs	
Electrical design:	Namur
Max switching frequency: [Hz]	2000
Detection zone	
Switching distance-Sn: [mm]	5
Real sensing distance-Sr: [mm]	5 ±10%
Operative distance-So: [mm]	0 ÷ 4.05
Accuracy and Deviations	
Correction factor:	Stainless steel: 0.9 - Brass: 0.5 - Aluminium: 0.4 - Copper: 0.4
Switching point drift: [%Sr]	-1
Repeatability: [%Sn]	< 3
Environmental conditions	
Temperature limits: [°C]	-25/+70
IP rating:	IP65-IP66-IP67 (depending on connector )
Mechanical data	
Housing:	Parallelepiped
Dimensions: [mm]	17 x 17 x 31
Materials:	Housing: PC red - Sensing area: PC red
Mounting:	Not embeddable
Weigth: [g]	25

**Electrical connection**

Connector: H1 type - M8X1 - gold plated contacts

**Compliance to Standards / Directives**

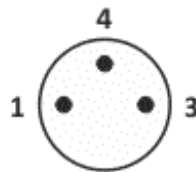
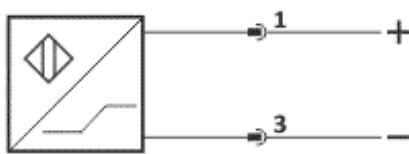
Directives compliance: 2014/30/EU - Electromagnetic compatibility directive (EMC)

Standards compliance: EN60947-5-6 - Product standard

**2. NORME DI INSTALLAZIONE**

**WIRING DIAGRAM**

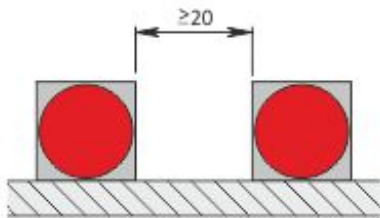
**H1 TYPE CONNECTOR - M8x1**



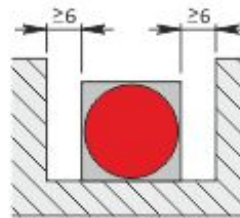
**VIEW OF MALE CONNECTOR**

- 1 = Brown / +
- 3 = Blue / -
- 4 = Not connected

**INSTRUCTIONS FOR CORRECT INSTALLATION**

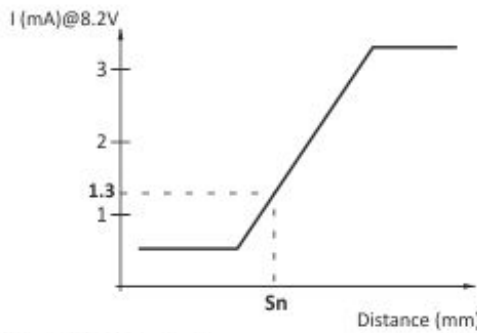


Side by side mounting

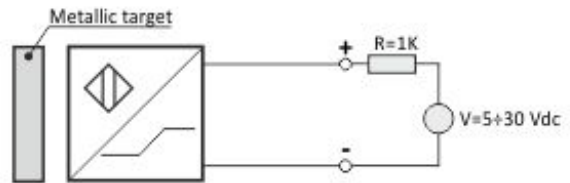


Non flush mounting

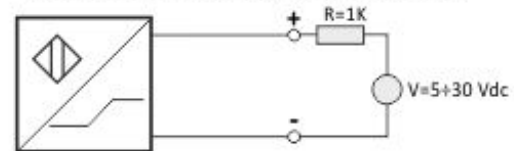
**Titolo img 1**



The NAMUR inductive sensors are electronic devices whose absorbed current varies in the presence of a metallic target.



In presence of metallic target  $I \leq 1\text{mA}@8.2\text{V}$



In absence of metallic target  $I \geq 3\text{mA}@8.2\text{V}$