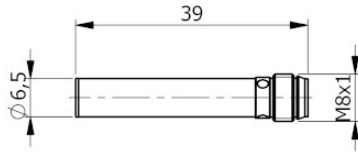


Part number: **I65000058** Model: **SI6.5-N1 H1**



Dimension in mm

1. TECHNICAL CHARACTERISTICS



Electrical data

Power supply type:		Direct current
Working voltage:	[V]	5 ÷ 30
Current consumption:	[mA]	On <= 1 mA - Off >= 3 mA @ 8.2V
Protection class:		III
Reverse polarity protection:		Presente

Outputs

Electrical design:		Namur
Max switching frequency:	[Hz]	2000

Detection zone

Switching distance-Sn:	[mm]	1
Real sensing distance-Sr:	[mm]	1 ±10%
Operative distance-So:	[mm]	0 ÷ 0.81

Accuracy and Deviations

Correction factor:		Stainless steel: 0.9 - Brass: 0.5 - Aluminium: 0.4 - Copper: 0.4
Switching point drift:	[%Sr]	-1
Repeatability:	[%Sn]	< 3

Environmental conditions

Temperature limits:	[°C]	-25/+70
IP rating:		IP65-IP66-IP67 (depending on connector)

Mechanical data

Housing:		Smooth cylindrical
Dimensions:	[mm]	Ø 6.5 - L=39
Materials:		Housing: Nickel-plated brass - Sensing area: POM red
Mounting:		Embeddable
Weight:	[g]	20

Electrical connection

Connector: H1 type - M8X1 - gold plated contacts

Compliance to Standards / Directives

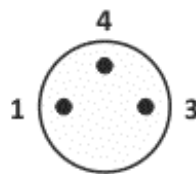
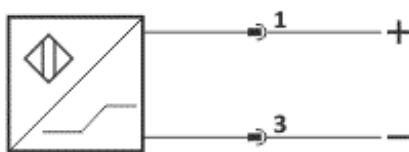
Directives compliance: 2014/30/EU - Electromagnetic compatibility directive (EMC)

Standards compliance: EN60947-5-6 - Product standard

2. NORME DI INSTALLAZIONE

WIRING DIAGRAM

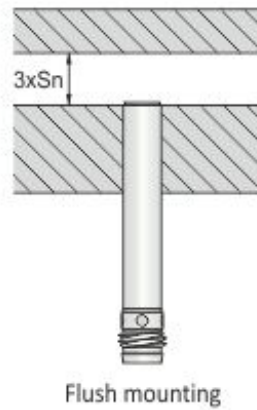
H1 TYPE CONNECTOR - M8x1



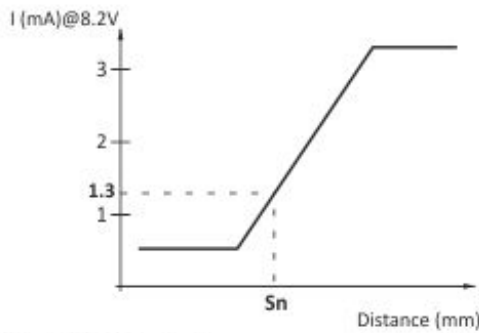
VIEW OF MALE CONNECTOR

- 1 = Brown / +
- 3 = Blue / -
- 4 = Not connected

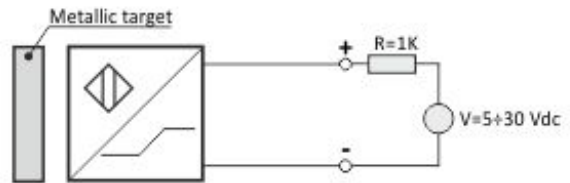
INSTRUCTIONS FOR CORRECT INSTALLATION



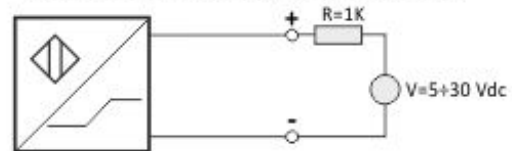
Titolo img 1



The NAMUR inductive sensors are electronic devices whose absorbed current varies in the presence of a metallic target.



In presence of metallic target $I \leq 1\text{mA}@8.2\text{V}$



In absence of metallic target $I \geq 3\text{mA}@8.2\text{V}$