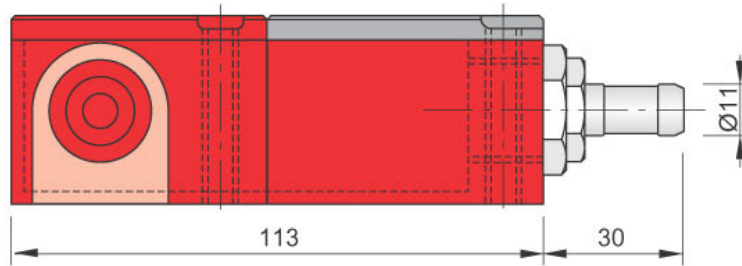


Part number: **SIP000097** Model: **SIP40-CE20 NPN NO+NC LC2**



Version with cable exit - side view (IP67)

Dimension in mm

## 1. TECHNICAL CHARACTERISTICS



### Electrical data

Power supply type:		Direct current
Working voltage:	[V]	10 ÷ 55
Current consumption:	[mA]	< 10 mA @ 24Vdc
Protection class:		III
Reverse polarity protection:		Presente

### Outputs

Electrical design:		NPN
Function:		NO+NC
Max voltage drop:	[V]	< 1.8
Max output current:	[mA]	200
Max switching frequency:	[Hz]	300
Short circuit protection:		Present
Overload protection:		Present

### Detection zone

Switching distance-Sn:	[mm]	20
Real sensing distance-Sr:	[mm]	20 ±10%
Operative distance-So:	[mm]	0 ÷ 16.20

### Accuracy and Deviations

Correction factor:		Stainless steel: 0.9 - Brass: 0.5 - Aluminium: 0.4 - Copper: 0.4
Hysteresis:	[%Sr]	< 10
Switching point drift:	[%Sr]	-1
Repeatability:	[%Sn]	< 3

### Environmental conditions

Temperature limits:	[°C]	-25/+70
IP rating:		IP65-IP66-IP67

### Display and control elements

Display: Output switching status - 1 x LED: Yellow

### Mechanical data

Housing: Parallelepiped  
 Dimensions: [mm] 40 x 40 x 114  
 Materials: Housing: PC red - Sensing area: PC red  
 Mounting: Not embeddable  
 Weight: [g] 280

### Electrical connection

Cable: 2 m - PVC/PVC - 4 x 0.25 mm<sup>2</sup>

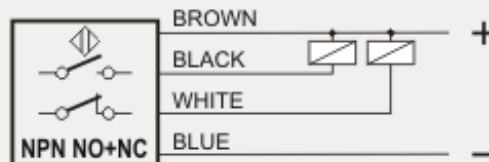
### Compliance to Standards / Directives

Directives compliance: 2014/30/EU -Electromagnetic compatibility directive (EMC)  
 Standards compliance: EN60947-5-2 - Product standard

## 2. NORME DI INSTALLAZIONE

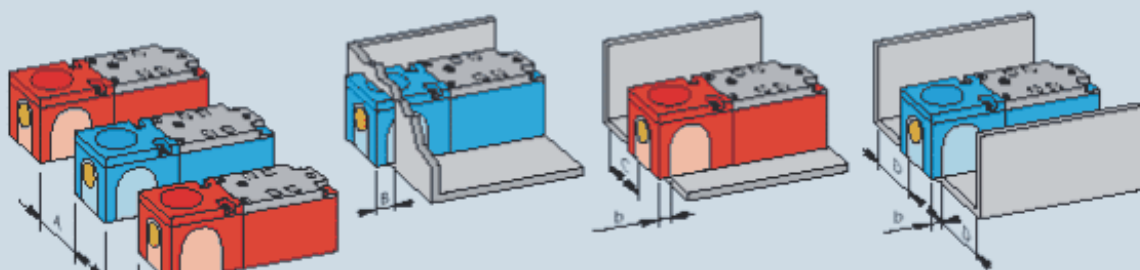
### WIRING DIAGRAM

#### 4 WIRES CABLE - LOGIC NPN NO+NC



### INSTRUCTIONS FOR CORRECT INSTALLATION

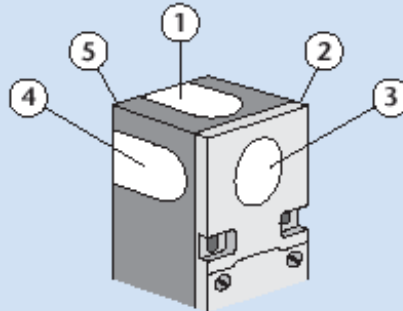
#### INSTRUCTIONS FOR CORRECT INSTALLATION



• The installation example makes reference to the areas marked yellow

Dimensions mm	AB	b	C	D	
SIP 40 ▲	≥30	≥6	≥0	≥0	≥0
SIP 40 ●	≥50	≥40	≥15	≥10	≥15

Titolo img 1

**ADJUSTABLE SENSITIVITY SIP 40**

NOTE: In the SIP 40 sensor the oscillator is contained in a module which clips into the body whose surface can then be sensitive on five different positions. The surface chosen can be identified by applying the circular adhesive label.