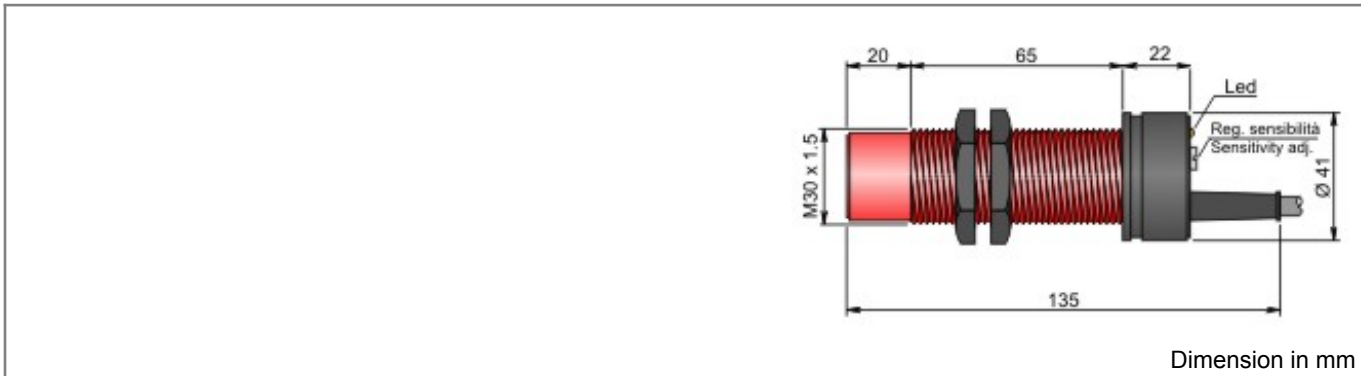




**Part number: C3000010 - Model: SC30P-RE25 T10' LC10**



**TECHNICAL CHARACTERISTICS**

Working voltage:	12 ÷ 240 Vac/dc
Output type:	AC/DC
Function:	Relay
Actuation type:	Delayed
Delay range (min):	0 ÷ 10
Sensing distance (mm):	0 ÷ 25 (adjustable)
Hysteresis (%Sn):	Depends on the switching distance
Max switching frequency:	Depends on delay
Repeatability (%Sn):	< 1
Max output current:	1 A @ 220 Vac
Absorption:	< 20 mA @ relay activated
Led indicator:	Present
Shielding:	Not embeddable
Mechanical characteristics:	M30x1.5
Housing material:	Black plastic
Connection type:	Cable 10 m
Cable type:	5x0.35 PVC
Temperature limits:	-20 ÷ +70 °C
IP rating:	IP 65
Weight:	700 g



MORE THAN SENSORS



Part number: C30000010 - Model: SC30P-RE25 T10' LC10

### WIRING DIAGRAM

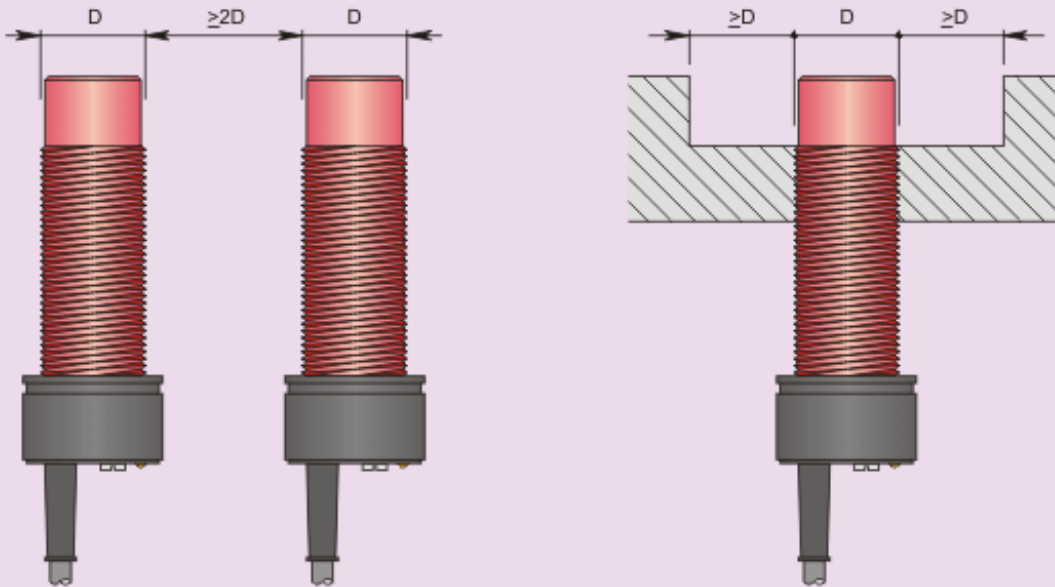
#### 5 WIRES CABLE



### INSTRUCTIONS FOR CORRECT INSTALLATION

#### INSTRUCTIONS FOR CORRECT INSTALLATION

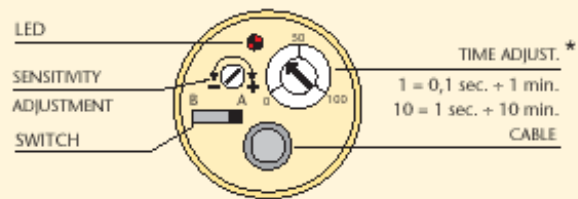
##### NOT EMBEDDABLE



Side by side mounting

Non flush mounting

## BACK VIEW



\* The 100 on the time regulation trimmer scale corresponds to the full scale of the time range of the sensor.

**PROGRAMMABLE FUNCTION TABLE**

FUNCTION	SWITCH POS.	RELAY OUTPUT WIRES COLOUR
TE NO	B	Red / Black
TE NC	A	Red / Black
TD NO	A	Red / White
TD NC	B	Red / White